

HALMASHAURI YA MANISPAA YA DODOMA **TANGAZO**

KWA: WANANCHI WOTE.

**MKURUGENZI WA HALMASHAURI YA MANISPAA YA DODOMA,
ANAWATANGAZIA WANANCHI WOTE TAARIFA YA MAPATO NA MATUMIZI
YA HALMASHAURI KWA KIPINDI CHA JULAI – SEPTEMBER, 2016 KAMA
IFUATAVYO:-**

MAPATO/MAPOKEZI TOKA SERIKALI KUU

**KWA KIPINDI CHA JULAI ,2016 HADI SEPTEMBER,2016 (Robo ya kwanza) HALMASHAURI
IMEPOKEA JUMLA YA TSHS. 12,415,466,813 SAWA NA ASILIMIA 19.7 YA FEDHA
ILIOIDHINISHWA KWA MWAKA NA ASILIMIA 101.2 YA FEDHA YA ROBO YA KWANZA
TOKA SERIKALI KUU KWA MCHANGANUO UFUATAO:-**

| NA. | JINA LA IDARA / MRADI | MAKISIO YA MWAKA 2016/2017 | MAKISIO YA ROBO MWAKA | MAPOKEZI HALISI YA MWAKA | MAPOKEZI HALISI YA ROBO MWAKA | ASILIMIA YA MWAKA | ASILIMIA YA ROBO MWAKA |
|---------------------|--|----------------------------|-----------------------|--------------------------|-------------------------------|-------------------|------------------------|
| I. MISHAHARA | | | | | | | |
| 1 | IDARA YA UTAWALA | 3,099,136,200 | 774,840,050 | 679,133,500 | 679,133,500 | 21.9 | 87.6 |
| 2 | IDARA YA ELIMU - MSINGI | 19,584,246,000 | 4,896,061,500 | 4,523,010,500 | 4,523,010,500 | 23.1 | 92.4 |
| 3 | IDARA YA ELIMU – SEKONDARI | 13,342,238,400 | 3,335,559,600 | 3,089,353,450 | 3,089,353,450 | 23.2 | 92.6 |
| 4 | IDARA YA AFYA | 5,997,068,400 | 1,499,267,100 | 1,298,328,000 | 1,298,328,000 | 21.6 | 86.6 |
| 5 | IDARA YA MIFUGO NA UVUVI | 919,023,000 | 229,755,750 | 131,076,000 | 131,076,000 | 14.3 | 57.1 |
| 6 | IDARA YA KILIMO,UMWAGILIAJ NA USHIRIKA | 418,924,800 | 104,731,200 | 215,211,000 | 215,211,000 | 51.4 | 205.5 |

| NA. | JINA LA IDARA / MRADI | MAKISIO YA MWAKA 2016/2017 | MAKISIO YA ROBO MWAKA | MAPOKEZI HALISI YA MWAKA | MAPOKEZI HALISI YA ROBO MWAKA | ASILIMIA YA MWAKA | ASILIMIA YA ROBO MWAKA |
|---------------------------|-----------------------|----------------------------|------------------------|--------------------------|-------------------------------|-------------------|------------------------|
| 7 | IDARA YA UJENZI | 260,268,000 | 65,067,000 | 55,324,000 | 55,324,000 | 21.3 | 85.0 |
| 8 | IDARA YA MAJI | 163,764,000 | 40,941,000 | 40,290,000 | 40,290,000 | 24.6 | 98.4 |
| JUMLA YA MISHAHARA | | 44,231,221,400 | 11,057,805,350, | 10,031,726,450 | 10,031,726,450 | 22.9 | 91.6 |
| 1 | IDARA YA AFYA | 356,781,000 | 89,195,250 | 0 | 0 | 0 | 0 |
| 2 | IDARA YA MAJI | 21,707,000 | 5,426,750 | 0 | 0 | 0 | 0 |

| NA. | JINA LA IDARA / MRADI | MAKISIO YA MWAKA 2016/2017 | MAKISIO YA ROBO MWAKA | MAPOKEZI HALISI YA MWAKA | MAPOKEZI HALISI YA ROBO MWAKA | ASILIMIA YA MWAKA | ASILIMIA YA ROBO MWAKA |
|------------|------------------------------|-----------------------------------|------------------------------|---------------------------------|--------------------------------------|--------------------------|-------------------------------|
| 3 | IDARA YA ELIMU SEKONDARI | 2,527,776,000 | 631,944,000 | 0 | 0 | 0 | 0 |
| 4 | IDARA YA ELIMU - MSINGI | 1,561,325,000 | 390,331,250 | 43,889,000 | 43,889,000 | 2.8 | 11.2 |
| 5 | ELIMU BURE - SEKONDARI | 0 | 0 | 0 | 0 | 0 | 0 |
| 6 | ELIMU BURE - MSINGI | 0 | 0 | 0 | 0 | 0 | 0 |
| 7 | P4R | 0 | 0 | 0 | 0 | 0 | 0 |
| 8 | IDARA YA KILIMO NA MIFUGO | 28,333,000 | 7,083,250 | 0 | 0 | 0 | 0 |
| 9 | IDARA YA MIFUGO NA UVUVI | 28,333,000 | 7,083,250 | 0 | 0 | 0 | 0 |
| 10 | IDARA YA UJENZI | 13,777,000 | 3,444,250 | 0 | 0 | 0 | 0 |


| NA. | JINA LA IDARA / MRADI | MAKISIO YA MWAKA 2016/2017 | MAKISIO YA ROBO MWAKA | MAPOKEZI HALISI YA MWAKA | MAPOKEZI HALISI YA ROBO MWAKA | ASILIMIA YA MWAKA | ASILIMIA YA ROBO MWAKA |
|------------|--------------------------------|-----------------------------------|------------------------------|---------------------------------|--------------------------------------|--------------------------|-------------------------------|
| 11 | KITENGO CHA USHIRIKA | 8,529,523 | 2,132,381 | 0 | 0 | 0 | 0 |
| 12 | KITENGO CHA BIASHARA | 8,529,523 | 2,132,381 | 0 | 0 | 0 | 0 |
| 13 | KITENGO CHA ARDHI | 8,529,523 | 2,132,381 | 0 | 0 | 0 | 0 |
| 14 | KITENGO CHA USAFI NA MAZINGIRA | 8,529,523 | 2,132,381 | 0 | 0 | 0 | 0 |
| 15 | KITENGO CHA NYUKI | 8,529,523 | 2,132,381 | 0 | 0 | 0 | 0 |
| 16 | KITENGO CHA MALIASILI | 8,529,523 | 2,132,381 | 0 | 0 | 0 | 0 |
| 17 | IDARA YA MIPANGO NA TAKWIMU | 14,926,670 | 3,731,668 | 0 | 0 | 0 | 0 |

| NA. | JINA LA IDARA / MRADI | MAKISIO YA MWAKA 2016/2017 | MAKISIO YA ROBO MWAKA | MAPOKEZI HALISI YA MWAKA | MAPOKEZI HALISI YA ROBO MWAKA | ASILIMIA YA MWAKA | ASILIMIA YA ROBO MWAKA |
|-------------------------------------|------------------------------|----------------------------|-----------------------|--------------------------|-------------------------------|-------------------|------------------------|
| 18 | IDARA YAMAENDELEO YA JAMII | 8,529,523 | 2,132,381 | 0 | 0 | 0 | 0 |
| 19 | KITENGO CHA UKAGUZI WA NDANI | 14,926,670 | 3,731,668 | 0 | 0 | 0 | 0 |
| 20 | IDARA YA UTAWALA | 179,599,000 | 44,899,750 | 0 | 0 | 0 | 0 |
| Jumla ya Matumizi ya kawaida | | 4,807,191,001 | 1,201,797,750 | 43,889,000 | 43,889,000 | 0.9 | 3.7 |

| NA. | JINA LA IDARA / MRADI | MAKISIO YA MWAKA 2016/2017 | MAKISIO YA ROBO MWAKA | MAPOKEZI HALISI YA MWAKA | MAPOKEZI HALISI YA ROBO MWAKA | ASILIMIA YA MWAKA | ASILIMIA YA ROBO MWAKA |
|--|--|----------------------------|-----------------------|--------------------------|-------------------------------|-------------------|------------------------|
| III.FEDHA ZA MIRADI YA MAENDELEO: | | | | | | | |
| 1 | Mfuko wa afya (HSBF) | 843,556,000 | 210,889,000 | 0 | 0 | 0 | 0 |
| 2 | Ruzuku ya miradi ya maendeleo (LGCDG) | 1,513,305,000 | 378,326,250 | 0 | 0 | 0 | 0 |
| 3 | Ruzuku ya miradiya maji Vijijini (RWSSP) | 643,714,443 | 160,928,611 | 0 | 0 | 0 | 0 |
| 4 | Ruzuku ya Kilimo na Mifugo (ASDP) | 269,647,000 | 67,411,750 | 0 | 0 | 0 | 0 |
| 5 | EQUIP FUND | 0 | 0 | 0 | 0 | 0 | 0 |
| 6 | Mfukowa kuzuia maambukizi ya | 71,676,372 | 17,919,093 | 0 | 0 | 0 | 0 |

| NA. | JINA LA IDARA / MRADI | MAKISIO YA MWAKA 2016/2017 | MAKISIO YA ROBO MWAKA | MAPOKEZI HALISI YA MWAKA | MAPOKEZI HALISI YA ROBO MWAKA | ASILIMIA YA MWAKA | ASILIMIA YA ROBO MWAKA |
|-----|---|----------------------------|-----------------------|--------------------------|-------------------------------|-------------------|------------------------|
| | Ukimwi (TMAP) | | | | | | |
| 7 | Mfuko wa Uendelezaji wa Elimu ya Sekondari (SEDP) | 335,484,000 | 83,871,000 | 0 | 0 | 0 | 0 |
| 8 | Mfuko wa barabara (Road fund) | 3,471,450,000 | 867,862,500 | 1,280,388,301 | 1,280,388,301 | 36.9 | 147.5 |
| 9 | TSCP | 5,000,000,000 | 1,250,000,000 | 316,325,962 | 316,325,962 | 6.3 | 25.3 |
| 10 | TASAF | 1,687,632,954 | 421,908,238 | 743,137,100 | 743,137,100 | 44.0 | 176.1 |
| 11 | GLOBAL FUND | 19,896,414 | 4,974,104 | 0 | 0 | 0 | 0 |

| NA. | JINA LA IDARA / MRADI | MAKISIO YA MWAKA 2016/2017 | MAKISIO YA ROBO MWAKA | MAPOKEZI HALISI YA MWAKA | MAPOKEZI HALISI YA ROBO MWAKA | ASILIMIA YA MWAKA | ASILIMIA YA ROBO MWAKA |
|--|------------------------|----------------------------|-----------------------|--------------------------|-------------------------------|-------------------|------------------------|
| 12 | OTHER DEVELOPMENT FUND | 100,000,000 | 25,000,000 | 0 | 0 | 0 | 0 |
| JUMLA NDOGO YA FEDHA ZA MIRADI YAMAENDELEO: | | 13,956,362,183 | 3,489,090,546 | 2,339,851,363 | 2,339,851,363 | 16.8 | 67.1 |
| JUMLA KUU YA MAPOKEZI | | 62,994,774,584 | 12,263,092,191 | 12,415,466,813 | 12,415,466,813 | 19.7 | 101.2 |



MLOWE A.M

KNY: MKURUGENZI

HALMASHAURI YA MANISPAA YA DODOMA

NAKALA: MBAO ZOTE ZA MATANGAZO KATIKA HALMASHAURI YA MANISPAA YA DODOMA na Tovuti ya Halmashauri

HALMASHAURI YA MANISPAA YA DODOMA

TANGAZO

KWA: WANANCHI WOTE.

MKURUGENZI WA HALMASHAURI YA MANISPAA YA DODOMA, ANAWATANGAZIA WANANCHI WOTE TAARIFA YA MAPATO NA MATUMIZI YA HALMASHAURI KWA KIPINDI CHA OCTOBA – DISEMBA,2016 KAMA IFUATAVYO:-

MAPATO/MAPOKEZI TOKA SERIKALI KUU

KWA KIPINDI CHA OCTOBA,2016 HADI DISEMBA,2016 (ROBO YA PILI) HALMASHAURI IMEPOKEA JUMLA YA TSHS. 25,020,572,922 SAWA NA ASILIMIA 39.7 YA FEDHA ILIYOIDHINISHWA KWA MWAKA NA ASILIMIA 80.0 YA FEDHA YA ROBO YA PILI TOKA SERIKALI KUU KWA MCHANGANUO UFUATAO:-

| NA. | JINA LA IDARA / MRADI | MAKISIO YA MWAKA 2016/2017 | MAKISIO YA ROBO MWAKA | MAPOKEZI HALISI YA MWAKA | MAPOKEZI HALISI YA ROBO MWAKA | ASILIMIA YA MWAKA | ASILIMIA YA ROBO MWAKA |
|---------------------|----------------------------|----------------------------|-----------------------|--------------------------|-------------------------------|-------------------|------------------------|
| I. MISHAHARA | | | | | | | |
| 1 | IDARA YA UTAWALA | 3,099,136,200 | 774,840,050 | 1,363,199,000 | 684,065,500 | 44.0 | 88.3 |
| 2 | IDARA YA ELIMU - MSINGI | 19,584,246,000 | 4,896,061,500 | 9,022,447,000 | 4,499,436,500 | 46.1 | 91.9 |
| 3 | IDARA YA ELIMU – SEKONDARI | 13,342,238,400 | 3,335,559,600 | 6,173,111,100 | 3,083,757,650 | 46.3 | 92.5 |
| 4 | IDARA YA AFYA | 5,997,068,400 | 1,499,267,100 | 2,600,926,000 | 1,302,598,000 | 43.4 | 86.9 |
| 5 | IDARA YA MIFUGO NA UVUVI | 919,023,000 | 229,755,750 | 251,238,000 | 120,162,000 | 27.3 | 52.3 |

| NA. | JINA LA IDARA / MRADI | MAKISIO YA MWAKA 2016/2017 | MAKISIO YA ROBO MWAKA | MAPOKEZI HALISI YA MWAKA | MAPOKEZI HALISI YA ROBO MWAKA | ASILIMIA YA MWAKA | ASILIMIA YA ROBO MWAKA |
|---|---------------------------------------|----------------------------|-----------------------|--------------------------|-------------------------------|-------------------|------------------------|
| 6 | IDARA YA KILIMO,UMWAGILIA NA USHIRIKA | 418,924,800 | 104,731,200 | 425,532,000 | 210,321,000 | 39.4 | 72.6 |
| 7 | IDARA YA UJENZI | 260,268,000 | 65,067,000 | 102,543,000 | 47,219,000 | 49.2 | 98.4 |
| 8 | IDARA YA MAJI | 163,764,000 | 40,941,000 | 80,580,000 | 40,290,000 | 45.3 | 90.3 |
| JUMLA YA MISHAHARA | | 44,231,221,400 | 11,057,805,350 | 20,019,576,100 | 9,987,849,650 | 39.4 | 72.6 |
| II.MATUMIZI KAWAIDA (OTHER CHARGE) | | | | | | | |
| 1 | IDARA YA AFYA | 356,781,000 | 89,195,250 | 24,279,000 | 24,279,000 | 6.8 | 27.2 |

| NA. | JINA LA IDARA / MRADI | MAKISIO YA MWAKA 2016/2017 | MAKISIO YA ROBO MWAKA | MAPOKEZI HALISI YA MWAKA | MAPOKEZI HALISI YA ROBO MWAKA | ASILIMIA YA MWAKA | ASILIMIA YA ROBO MWAKA |
|-----|--------------------------|----------------------------|-----------------------|--------------------------|-------------------------------|-------------------|------------------------|
| 2 | IDARA YA MAJI | 21,707,000 | 5,426,750 | 0 | 0 | | |
| 3 | IDARA YA ELIMU SEKONDARI | 2,527,776,000 | 631,944,000 | 0 | 0 | 0 | 0 |
| 4 | IDARA YA ELIMU - MSINGI | 1,561,325,000 | 390,331,250 | 43,889,000 | 0 | 2.8 | 0 |
| 5 | ELIMU BURE - SEKONDARI | 0 | 0 | 0 | 0 | 0 | 0 |
| 6 | ELIMU BURE - MSINGI | 0 | 0 | 0 | 0 | 0 | 0 |
| 7 | P4R | 0 | 0 | 0 | 0 | 0 | 0 |


| NA. | JINA LA IDARA / MRADI | MAKISIO YA MWAKA 2016/2017 | MAKISIO YA ROBO MWAKA | MAPOKEZI HALISI YA MWAKA | MAPOKEZI HALISI YA ROBO MWAKA | ASILIMIA YA MWAKA | ASILIMIA YA ROBO MWAKA |
|------------|--------------------------------|-----------------------------------|------------------------------|---------------------------------|--------------------------------------|--------------------------|-------------------------------|
| 8 | IDARA YA KILIMO NA MIFUGO | 28,333,000 | 7,083,250 | 0 | 0 | 0 | 0 |
| 9 | IDARA YA MIFUGO NA UVUVI | 28,333,000 | 7,083,250 | 0 | 0 | 0 | 0 |
| 10 | IDARA YA UJENZI | 13,777,000 | 3,444,250 | 0 | 0 | 0 | 0 |
| 11 | KITENGO CHA USHIRIKA | 8,529,523 | 2,132,381 | 0 | 0 | 0 | 0 |
| 12 | KITENGO CHA BIASHARA | 8,529,523 | 2,132,381 | 0 | 0 | 0 | 0 |
| 13 | KITENGO CHA ARDHI | 8,529,523 | 2,132,381 | 0 | 0 | 0 | 0 |
| 14 | KITENGO CHA USAFI NA MAZINGIRA | 8,529,523 | 2,132,381 | 0 | 0 | 0 | 0 |
| 15 | KITENGO CHA NYUKI | 8,529,523 | 2,132,381 | 0 | 0 | 0 | 0 |

| NA. | JINA LA IDARA / MRADI | MAKISIO YA MWAKA 2016/2017 | MAKISIO YA ROBO MWAKA | MAPOKEZI HALISI YA MWAKA | MAPOKEZI HALISI YA ROBO MWAKA | ASILIMIA YA MWAKA | ASILIMIA YA ROBO MWAKA |
|-------------------------------------|------------------------------|----------------------------|-----------------------|--------------------------|-------------------------------|-------------------|------------------------|
| 16 | KITENGO CHA MALIASILI | 8,529,523 | 2,132,381 | 0 | 0 | 0 | 0 |
| 17 | IDARA YA MIPANGO NA TAKWIMU | 14,926,670 | 3,731,668 | 0 | 0 | 0 | 0 |
| 18 | IDARA YAMAENDELEO YA JAMII | 8,529,523 | 2,132,381 | 0 | 0 | 0 | 0 |
| 19 | KITENGO CHA UKAGUZI WA NDANI | 14,926,670 | 3,731,668 | 0 | 0 | 0 | 0 |
| 20 | IDARA YA UTAWALA | 179,599,000 | 44,899,750 | 0 | 0 | 0 | 0 |
| Jumla ya Matumizi ya kawaida | | 4,807,191,001 | 1,201,797,750 | 68,168,000 | 24,279,000 | 1.4 | 2.0 |

| NA. | JINA LA IDARA / MRADI | MAKISIO YA MWAKA 2016/2017 | MAKISIO YA ROBO MWAKA | MAPOKEZI HALISI YA MWAKA | MAPOKEZI HALISI YA ROBO MWAKA | ASILIMIA YA MWAKA | ASILIMIA YA ROBO MWAKA |
|---|--|----------------------------|-----------------------|--------------------------|-------------------------------|-------------------|------------------------|
| III.FEDHA ZA MIRADI YAMAENDELEO: | | | | | | | |
| 1 | Mfuko wa afya (HSBF) | 843,556,000 | 210,889,000 | 417,278,000 | 417,278,000 | 49.5 | 1,978.6 |
| 2 | Ruzuku ya miradi ya maendeleo (LGCDG) | 1,513,305,000 | 378,326,250 | 0 | 0 | 0 | 0 |
| 3 | Ruzuku ya miradiya maji Vijijini (RWSSP) | 643,714,443 | 160,928,611 | 141,250,000 | 141,250,000 | 21.9 | 87.8 |
| 4 | Ruzuku ya Kilimo na Mifugo (ASDP) | 269,647,000 | 67,411,750 | 0 | 0 | 0 | 0 |

| NA. | JINA LA IDARA / MRADI | MAKISIO YA MWAKA 2016/2017 | MAKISIO YA ROBO MWAKA | MAPOKEZI HALISI YA MWAKA | MAPOKEZI HALISI YA ROBO MWAKA | ASILIMIA YA MWAKA | ASILIMIA YA ROBO MWAKA |
|-----|---|----------------------------|-----------------------|--------------------------|-------------------------------|-------------------|------------------------|
| 5 | EQUIP FUND | 0 | 0 | 342,121,144 | 342,121,144 | - | - |
| 6 | Mfukowa kuzuia maambukizi ya Ukimwi (TMAP) | 71,676,372 | 17,919,093 | 0 | 0 | 0 | 0 |
| 7 | Mfuko wa Uendelezaji wa Elimu ya Sekondari (SEDP) | 335,484,000 | 83,871,000 | 0 | 0 | 0 | 0 |
| 8 | Mfuko wa barabara (Road fund) | 3,471,450,000 | 867,862,500 | 2,431,121,713 | 1,150,733,412 | 70.0 | 132.6 |
| 9 | TSCP | 5,000,000,000 | 1,250,000,000 | 316,325,962 | 0 | 6.3 | - |
| 10 | TASAF | 1,687,632,954 | 421,908,238 | 1,018,532,600 | 275,395,500 | 60.4 | 65.3 |
| 11 | GLOBAL FUND | 19,896,414 | 4,974,104 | 4,596,000 | 4,596,000 | 23.1 | 92.4 |
| | OTHER | | | | | | |

| NA. | JINA LA IDARA / MRADI | MAKISIO YA MWAKA 2016/2017 | MAKISIO YA ROBO MWAKA | MAPOKEZI HALISI YA MWAKA | MAPOKEZI HALISI YA ROBO MWAKA | ASILIMIA YA MWAKA | ASILIMIA YA ROBO MWAKA |
|-----|--|----------------------------|-----------------------|--------------------------|-------------------------------|-------------------|------------------------|
| 12 | DEVELOPMENT FUND | 100,000,000 | 25,000,000 | 150,000,000 | 150,000,000 | 150 | 600 |
| 13 | PAR | 0 | 0 | 111,603,403 | 111,603,403 | - | - |
| | JUMLA NDOGO YA FEDHA ZA MIRADI YAMAENDELEO: | 13,956,362,183 | 3,489,090,546 | 4,932,828,822 | 2,592,977,459 | 35.3 | 74.3 |
| | JUMLA KUU YA MAPOKEZI | 62,994,774,584 | 15,748,693,646 | 25,020,572,922 | 12,605,106,109 | 39.7 | 80.0 |



MLOWE A.M

KNY: MKURUGENZI

HALMASHAURI YA MANISPAA YA DODOMA

NAKALA: MBAO ZOTE ZA MATANGAZO KATIKA HALMASHAURI YA MANISPAA YA DODOMA na Tovuti ya Halmashauri

HALMASHAURI YA MANISPAA YA DODOMA **TANGAZO**

KWA: WANANCHI WOTE.

MKURUGENZI WA HALMASHAURI YA MANISPAA YA DODOMA, ANAWATANGAZIA WANANCHI WOTE TAARIFA YA MAPATO NA MATUMIZI YA HALMASHAURI KWA KIPINDI CHA JANUARI 2017 – MACHI,2017 KAMA IFUATAVYO:-

MAPATO/MAPOKEZI TOKA SERIKALI KUU

KWA KIPINDI CHA JANUARI, 2017 HADI MACHI, 2017 (ROBO YA TATU) HALMASHAURI IMEPOKEA JUMLA YA TSHS. 39,250,767,443 SAWA NA ASILIMIA 62.3 YA FEDHA ILIYOIDHINISHWA KWA MWAKA NA ASILIMIA 90.4 YA FEDHA YA ROBO YA TATU TOKA SERIKALI KUU NA WAHISANI MBALI MBALI KWA MCHANGANUO UFUATAO:-

| NA. | JINA LA IDARA / MRADI | MAKISIO YA MWAKA 2016/2017 | MAKISIO YA ROBO MWAKA | MAPOKEZI HALISI YA MWAKA | MAPOKEZI HALISI YA ROBO MWAKA | ASILIMIA YA MWAKA | ASILIMIA YA ROBO MWAKA |
|---------------------|----------------------------|----------------------------|-----------------------|--------------------------|-------------------------------|-------------------|------------------------|
| I. MISHAHARA | | | | | | | |
| 1 | IDARA YA UTAWALA | 3,099,136,200 | 774,840,050 | 2,059,536,500 | 696,337,500 | 66.5 | 89.9 |
| 2 | IDARA YA ELIMU - MSINGI | 19,584,246,000 | 4,896,061,500 | 13,497,911,500 | 4,475,464,500 | 68.9 | 91.4 |
| 3 | IDARA YA ELIMU – SEKONDARI | 13,342,238,400 | 3,335,559,600 | 9,254,856,100 | 3,081,745,000 | 69.4 | 92.4 |
| 4 | IDARA YA AFYA | 5,997,068,400 | 1,499,267,100 | 3,900,274,000 | 1,299,348,000 | 65.0 | 86.7 |
| 5 | IDARA YA MIFUGO NA UVUVI | 919,023,000 | 229,755,750 | 371,400,000 | 120,162,000 | 40.4 | 52.3 |

| | | | | | | | |
|---------------------------|---|-----------------------|-----------------------|-----------------------|----------------------|-------------|-------------|
| 6 | IDARA YA KILIMO,UMWAGILIAJI NA USHIRIKA | 418,924,800 | 104,731,200 | 635,853,000 | 210,321,000 | 151.8 | 200.8 |
| 7 | IDARA YA UJENZI | 260,268,000 | 65,067,000 | 144,903,000 | 42,360,000 | 55.7 | 65.1 |
| 8 | IDARA YA MAJI | 163,764,000 | 40,941,000 | 120,870,000 | 40,290,000 | 73.8 | 98.4 |
| JUMLA YA MISHAHARA | | 44,231,221,400 | 11,057,805,350 | 29,985,604,100 | 9,966,028,000 | 67.8 | 90.1 |

II.MATUMIZI KAWAIDA (OTHER CHARGE)

| | | | | | | | |
|---|--------------------------|---------------|-------------|------------|------------|------|------|
| 1 | IDARA YA AFYA | 356,781,000 | 89,195,250 | 37,347,000 | 13,068,000 | 10.5 | 14.7 |
| 2 | IDARA YA MAJI | 21,707,000 | 5,426,750 | 0 | 0 | 0 | 0 |
| 3 | IDARA YA ELIMU SEKONDARI | 2,527,776,000 | 631,944,000 | 93,564,188 | 93,564,188 | 3.7 | 14.8 |

| | | | | | | | |
|----|--------------------------------|---------------|-------------|-------------|-------------|------|------|
| 4 | IDARA YA ELIMU - MSINGI | 1,561,325,000 | 390,331,250 | 167,416,288 | 123,527,288 | 10.7 | 31.6 |
| 5 | ELIMU BURE - SEKONDARI | 0 | 0 | 0 | 0 | 0 | 0 |
| 6 | ELIMU BURE - MSINGI | 0 | 0 | 0 | 0 | 0 | 0 |
| 7 | P4R | 0 | 0 | 0 | 0 | 0 | 0 |
| 8 | IDARA YA KILIMO NA MIFUGO | 28,333,000 | 7,083,250 | 0 | 0 | 0 | 0 |
| 9 | IDARA YA MIFUGO NA UVUVI | 28,333,000 | 7,083,250 | 0 | 0 | 0 | 0 |
| 10 | IDARA YA UJENZI | 13,777,000 | 3,444,250 | 0 | 0 | 0 | 0 |
| 11 | KITENGO CHA USHIRIKA | 8,529,523 | 2,132,381 | 0 | 0 | 0 | 0 |
| 12 | KITENGO CHA BIASHARA | 8,529,523 | 2,132,381 | 0 | 0 | 0 | 0 |
| 13 | KITENGO CHA ARDHI | 8,529,523 | 2,132,381 | 0 | 0 | 0 | 0 |
| 14 | KITENGO CHA USAFI NA MAZINGIRA | 8,529,523 | 2,132,381 | 0 | 0 | 0 | 0 |

| | | | | | | | |
|---|------------------------------|----------------------|----------------------|--------------------|--------------------|------------|-------------|
| 15 | KITENGO CHA NYUKI | 8,529,523 | 2,132,381 | 0 | 0 | 0 | 0 |
| 16 | KITENGO CHA MALIASILI | 8,529,523 | 2,132,381 | 0 | 0 | 0 | 0 |
| 17 | IDARA YA MIPANGO NA TAKWIMU | 14,926,670 | 3,731,668 | 0 | 0 | 0 | 0 |
| 18 | IDARA YAMAENDELEO YA JAMII | 8,529,523 | 2,132,381 | 0 | 0 | 0 | 0 |
| 19 | KITENGO CHA UKAGUZI WA NDANI | 14,926,670 | 3,731,668 | 0 | 0 | 0 | 0 |
| 20 | IDARA YA UTAWALA | 179,599,000 | 44,899,750 | 0 | 0 | 0 | 0 |
| Jumla ya Matumizi ya kawaida | | 4,807,191,001 | 1,201,797,750 | 298,327,476 | 230,159,476 | 6.2 | 19.2 |
| III.FEDHA ZA MIRADI YAMAENDELEO: | | | | | | | |

| | | | | | | | |
|---|---|---------------|-------------|---------------|---------------|-------|-------|
| 1 | Mfuko wa afya (HSBF) | 843,556,000 | 210,889,000 | 625,917,000 | 208,639,000 | 74.2 | 98.9 |
| 2 | Ruzuku ya miradi ya maendeleo (LGCDG) | 1,513,305,000 | 378,326,250 | 0 | 0 | 0 | 0 |
| 3 | Mfuko wa jimbo | 0 | 0 | 59,270,000 | 59,279,000 | - | - |
| 4 | Ruzuku ya miradiya maji Vijijini (RWSSP) | 643,714,443 | 160,928,611 | 483,740,835 | 342,490,835 | 75.1 | 212.8 |
| 5 | Ruzuku ya Kilimo na Mifugo (ASDP) | 269,647,000 | 67,411,750 | 0 | 0 | 0 | 0 |
| 6 | EQUIP FUND | 0 | 0 | 648,751,577 | 306,630,433 | - | - |
| 7 | Mfukowa kuzuia maambukizi ya Ukimwi (TMAP) | 71,676,372 | 17,919,093 | 0 | 0 | 0 | 0 |
| 8 | Mfuko wa Uendelezaji wa Elimu ya Sekondari (SEDP) | 335,484,000 | 83,871,000 | 0 | 0 | 0 | 0 |
| 9 | Mfuko wa barabara (Road fund) | 3,471,450,000 | 867,862,500 | 4,611,160,424 | 2,180,038,711 | 132.8 | 251.2 |

| | | | | | | | |
|----|--|-----------------------|-----------------------|-----------------------|-----------------------|-------------|--------------|
| 10 | TSCP | 5,000,000,000 | 1,250,000,000 | 316,325,962 | 0 | 6.3 | 0 |
| 11 | TASAF | 1,687,632,954 | 421,908,238 | 2,210,527,674 | 1,191,995,074 | 130.9 | 282.6 |
| 12 | GLOBAL FUND | 19,896,414 | 4,974,104 | 4,596,000 | 0 | 23.1 | 0 |
| 13 | OTHER DEVELOPMENT FUND | 100,000,000 | 25,000,000 | 150,000,000 | 0 | 150 | 0 |
| 14 | PAR | | 0 | 111,603,403 | 0 | - | - |
| 15 | LIC | | 0 | 19,170,254 | 19,170,254 | - | - |
| | JUMLA NDOGO YA FEDHA ZA MIRADI YAMAENDELEO: | 13,956,362,183 | 3,489,090,546 | 9,241,063,129 | 4,308,243,307 | 66.2 | 123.5 |
| | JUMLA KUU YA MAPOKEZI | 62,994,774,584 | 15,748,693,646 | 39,524,994,705 | 14,504,430,783 | 62.7 | 92.1 |

MLOWE A.M
KNY: MKURUGENZI
HALMASHAURI YA MANISPAA YA DODOMA

NAKALA: MBAO ZOTE ZA MATANGAZO KATIKA HALMASHAURI YA MANISPAA YA DODOMA na Tovuti ya Halmashauri

MAKUSANYO YA MAPATO YA NDANI (OWN SOURCE)

KWA KIPINDI CHA JULAI,2016 HADI SEPTEMBER,2016 (Robo ya kwanza) HALMASHAURI
 IMEKUSANYA JUMLA YA TSHS. 800,503,168 SAWA NA ASILIMIA 20.3 YA MAKISIO YA
 MWAKA NA ASILIMIA 81.3 YA MAKISIO YA ROBO YA KWANZA KWA MCHANGANUO
 UFUATAO:-

| NA. | CHANZO CHA MAPATO | MAKISIO YA MWAKA 2016/2017 | MAKISIO YA ROBO MWAKA | MAPOKEZI HALISI YA MWAKA | MAPOKEZI HALISI YA ROBO MWAKA | ASILIMI A YA MWAKA | ASILIMI A YA ROBO MWAKA |
|-----|--|----------------------------|-----------------------|--------------------------|-------------------------------|--------------------|-------------------------|
| 1 | Ushuru wa huduma (CityService levy) | 600,000,000 | 150,000,000 | 162,672,228 | 162,672,228 | 27.1 | 108.4 |
| 2 | Ushuru wa Mabango (Bills board) | 550,000,000 | 137,500,000 | 26,727,800 | 26,727,800 | 4.9 | 19.4 |
| 3 | Ushuru wa nyumba za kulala wageni (Hotel levy) | 700,000,000 | 175,000,000 | 14,210,100 | 14,210,100 | 2.0 | 8.1 |

| | | | | | | | |
|----|---|-------------|-------------|-------------|-------------|------|-------|
| 4 | Leseni za Biashara (Trade licence) | 721,331,482 | 180,332,870 | 261,416,845 | 261,416,845 | 36.2 | 145.0 |
| 5 | Ada za Sekondari | - | | 0 | | - | - |
| 6 | Uchangiaji wa Huduma za afya (Cost Sharing) | - | | 0 | 0 | 0 | 0 |
| 7 | Ada ya uzoaji taka taka | - | | 0 | 0 | 0 | 0 |
| 8 | Ushuru wa standi kuu ya basi | 87,152,517 | 21,788,130 | 85,225,500 | 85,225,500 | 97.8 | 391.2 |
| 9 | Ushuru wa maegesho | 162,847,483 | 40,711,871 | 4,986,800 | 4,986,800 | 0.0 | 0.0 |
| 10 | Ada ya vyoo vya kulipia | 56,075,000 | 14,018,750 | 23,437,825 | 23,437,825 | 3.1 | 12.2 |
| 11 | Ushuru wa masoko | 230,000,000 | 57,500,000 | 36,475,500 | 36,475,500 | 0.0 | 0.0 |
| 12 | Upimaji Viwanja | 100,000,000 | 25,000,000 | 0 | 0 | 41.8 | 167.2 |
| 13 | Pango la nyumba za Halmashauri | 215,670,000 | 53,917,500 | 16,671,000 | 16,671,000 | 7.7 | 30.9 |
| 14 | Ushuru wa Minada | 65,109,240 | 16,277,310 | 11,421,200 | 11,421,200 | 17.5 | 70.2 |
| 15 | Ushuru wa Machinjio | 54,600,000 | 13,650,000 | 16,136,000 | 16,136,000 | 0.0 | 0.0 |

| | | | | | | | |
|----|-------------------------------|----------------------|--------------------|--------------------|--------------------|-------------|-------------|
| 16 | Ushuru wa mazao ya misitu | 72,400,000 | 18,100,000 | 5,965,500 | 5,965,500 | 29.6 | 118.2 |
| 17 | Ushuru wa Mazao | 90,500,000 | 22,625,000 | 92,469,760 | 92,469,760 | 102.2 | 408.7 |
| 18 | Mapato mengine (Other levies) | 233,234,073 | 58,308,518 | 42,687,110 | 42,687,110 | 18.3 | 73.2 |
| | Jumla | 3,938,919,795 | 984,729,949 | 800,503,168 | 800,503,168 | 20.3 | 81.3 |

MLOWE A.M
KNY: MKURUGENZI
HALMASHAURI YA MANISPAA YA DODOMA

NAKALA: MBAO ZOTE ZA MATANGAZO KATIKA HALMASHAURI YA MANISPAA YA DODOMA na Tovuti ya Halmashauri

MAKUSANYO YA MAPATO YA NDANI (OWN SOURCE)

KWA KIPINDI CHA OCTOBA ,2016 HADI DISEMBA ,2016 (Robo ya Pili) HALMASHAURI
 IMEKUSANYA JUMLA YA TSHS 2,322,877,742 SAWA NA ASILIMIA 59.0 YA MAKISIO YA
 MWAKA NA ASILIMIA 154.6 YA MAKISIO YA ROBO YA KWANZA KWA MCHANGANUO
 UFUATAO:-

| NA. | CHANZO CHA MAPATO | MAKISIO YA MWAKA 2016/2017 | MAKISIO YA ROBO MWAKA | MAPOKEZI HALISI YA MWAKA | MAPOKEZI HALISI YA ROBO MWAKA | ASILIMIA YA MWAKA | ASILIMIA YA ROBO MWAKA |
|-----|--|----------------------------|-----------------------|--------------------------|-------------------------------|-------------------|------------------------|
| 1 | Ushuru wa huduma (CitySevice levy) | 600,000,000 | 150,000,000 | 549,257,572 | 386,585,344 | 91.5 | 257.7 |
| 2 | Ushuru wa Mabango (Bills board) | 550,000,000 | 137,500,000 | 88,979,080 | 62,251,280 | 16.2 | 45.3 |
| 3 | Ushuru wa nyumba za kulala wageni (Hotel levy) | 700,000,000 | 175,000,000 | 74,348,900 | 60,138,800 | 10.6 | 34.4 |

| | | | | | | | |
|----|---|-------------|-------------|-------------|-------------|-------|--------|
| 4 | Leseni za Biashara (Trade licence) | 721,331,482 | 180,332,870 | 425,474,939 | 164,058,094 | 59.0 | 91.0 |
| 5 | Ada za Sekondari | - | - | - | - | - | - |
| 6 | Uchangiaji wa Huduma za afya (Cost Sharing) | - | - | 38,719,119 | 38,719,119 | - | - |
| 7 | Ada ya uzoaji taka taka | - | - | - | - | - | - |
| 8 | Ushuru wa standi kuu ya basi | 87,152,517 | 21,788,130 | 125,217,220 | 39,991,720 | 143.7 | 183.5 |
| 9 | Ushuru wa maegesho | 162,847,483 | 40,711,871 | 27,818,500 | 22,831,700 | 17.1 | 56.1 |
| 10 | Ada ya vyoo vya kulipia | 56,075,000 | 14,018,750 | 42,931,325 | 19,493,500 | 76.6 | 139.1 |
| 11 | Ushuru wa masoko | 230,000,000 | 57,500,000 | 89,505,000 | 53,029,500 | 38.9 | 92.2 |
| 12 | Upimaji Viwanja | 100,000,000 | 25,000,000 | 515,970,000 | 515,970,000 | 516.0 | 2063.9 |
| 13 | Pango la nyumba za Halmashauri | 215,670,000 | 53,917,500 | 44,172,756 | 27,501,756 | 20.5 | 51.0 |

| | | | | | | | |
|--------------|-------------------------------|----------------------|--------------------|----------------------|----------------------|-------------|--------------|
| 14 | Ushuru wa Minada | 65,109,240 | 16,277,310 | 18,078,600 | 6,657,400 | 27.8 | 40.9 |
| 15 | Ushuru wa Machinjio | 54,600,000 | 13,650,000 | 22,650,500 | 6,514,500 | 41.5 | 47.7 |
| 16 | Ushuru wa mazao ya misitu | 72,400,000 | 18,100,000 | 7,823,500 | 1,858,000 | 10.8 | 10.3 |
| 17 | Ushuru wa Mazao | 90,500,000 | 22,625,000 | 109,534,560 | 17,064,800 | 121.0 | 75.4 |
| 18 | Mapato mengine (Other levies) | 233,234,073 | 58,308,518 | 142,396,171 | 99,709,061 | 61.1 | 171.0 |
| Jumla | | 3,938,919,795 | 984,729,949 | 2,322,877,742 | 1,522,374,574 | 59.0 | 154.6 |

MLOWE A.M

KNY: MKURUGENZI

HALMASHAURI YA MANISPAA YA DODOMA

NAKALA: MBAO ZOTE ZA MATANGAZO KATIKA HALMASHAURI YA MANISPAA YA DODOMA na Tovuti ya Halmashauri


MAKUSANYO YA MAPATO YA NDANI (OWN SOURCE)

**KWA KIPINDI CHA JANUARI ,2017 HADI MACHI ,2017 (Robo ya Tatu) HALMASHAURI
IMEKUSANYA JUMLA YA TSHS. 3,398,384,230 SAWA NA ASILIMIA 86.3 YA MAKISIO YA
MWAKA NA ASILIMIA 98.4 YA MAKISIO YA ROBO YA KWANZA KWA MCHANGANUO
UFUATAO:-**

| NA. | CHANZO CHA MAPATO | MAKISIO YA MWAKA 2016/2017 | MAKISIO YA ROBO MWAKA | MAPOKEZI HALISI YA MWAKA | MAPOKEZI HALISI YA ROBO MWAKA | ASILIMIA YA MWAKA | ASILIMIA YA ROBO MWAKA |
|-----|--|----------------------------|-----------------------|--------------------------|-------------------------------|-------------------|------------------------|
| 1 | Ushuru wa huduma (CitySevice levy) | 600,000,000 | 150,000,000 | 769,974,293 | 240,706,721 | 128.3 | 160.5 |
| 2 | Ushuru wa Mabango (Bills board) | 550,000,000 | 137,500,000 | 108,992,280 | 20,013,200 | 19.8 | 14.6 |
| 3 | Ushuru wa nyumba za kulala wageni (Hotel levy) | 700,000,000 | 175,000,000 | 134,079,500 | 59,730,600 | 19.2 | 34.1 |
| 4 | Leseni za Biashara (Trade licence) | 721,331,482 | 180,332,870 | 700,408,700 | 139,369,185 | 97.1 | 77.3 |

| | | | | | | | |
|----|--|-------------|------------|-------------|-------------|-------|-------|
| 5 | Ada za Sekondari | - | - | 48,203,000 | 48,203,000 | - | - |
| | User Fee | - | - | 140,246,550 | 140,246,550 | - | - |
| 6 | Uchangiaji wa Huduma za afya (Cost Sharing) | - | - | 82,412,036 | 43,692,917 | - | - |
| 7 | Ada ya uzoaji taka taka | - | - | 5,000,000 | 5,000,000 | - | - |
| 8 | Ushuru wa standi kuu ya basi | 87,152,517 | 21,788,130 | 155,128,740 | 29,911,520 | 178.0 | 137.3 |
| 9 | Ushuru wa maegesho | 162,847,483 | 40,711,871 | 45,856,647 | 18,038,147 | 28.2 | 44.3 |
| 10 | Ada ya vyoo vya kulipia | 56,075,000 | 14,018,750 | 60,176,290 | 17,244,965 | 107.3 | 123.0 |
| 11 | Ushuru wa masoko | 230,000,000 | 57,500,000 | 117,473,070 | 29,166,100 | 51.1 | 50.7 |
| 12 | Upimaji Viwanja | 100,000,000 | 25,000,000 | 596,197,000 | 80,227,000 | 596.2 | 320.9 |
| 13 | Pango la nyumba za Halmashauri | 215,670,000 | 53,917,500 | 80,629,400 | 36,456,644 | 37.4 | 67.6 |
| 14 | Ushuru wa Minada | 65,109,240 | 16,277,310 | 29,211,649 | 11,133,049 | 44.9 | 68.4 |

| | | | | | | | |
|--------------|-------------------------------|----------------------|--------------------|----------------------|--------------------|-------------|-------------|
| 15 | Ushuru wa Machinjio | 54,600,000 | 13,650,000 | 24,189,000 | 1,538,500 | 44.3 | 11.3 |
| 16 | Ushuru wa mazao ya misitu | 72,400,000 | 18,100,000 | 11,268,500 | 2,508,000 | 15.6 | 13.9 |
| 17 | Ushuru wa Mazao | 90,500,000 | 22,625,000 | 102,407,467 | 1,701,800 | 113.2 | 7.5 |
| 18 | Mapato mengine (Other levies) | 233,234,073 | 58,308,518 | 186,530,108 | 44,133,937 | 80.0 | 75.7 |
| Jumla | | 3,938,919,795 | 984,729,949 | 3,381,687,730 | 969,021,834 | 86.3 | 98.4 |



MLOWE A.M

KNY: MKURUGENZI

HALMASHAURI YA MANISPAA YA DODOMA

NAKALA: MBAO ZOTE ZA MATANGAZO KATIKA HALMASHAURI YA
MANISPAA YA DODOMA na Tovuti ya Halmashauri

MATUMIZI :


**KWA KIPINDI CHA JULAI,2016 HADI SEPTEMBER, 2016 (ROBO YA KWA KWANZA)
HALMASHAURI IMETUMIA KATIKA MAENEO MBALI MBALI KAMA ILIVYOIDHINISHWA KWA
MCHANGANUO UFUATAO:-**

I.MATUMIZI KWA FEDHA ZA NDANI

| NA. | CHANZO CHA MATUMIZI | MAKISIO YA MWAKA 2016/2017 | MAKISIO YA ROBO MWAKA | MATUMIZI HALISI YA MWAKA | MATUMIZI HALISI YA ROBO MWAKA | ASILIMIA YA MWAKA | ASILIMIA YA ROBO MWAKA |
|--------------|---------------------------------|----------------------------|-----------------------|--------------------------|-------------------------------|-------------------|------------------------|
| 1 | MISHAHARA | 67,505,000 | 16,876,250 | 8,490,800 | 8,490,000 | 12.6 | 50.3 |
| 2 | MATUMIZI MENGINE (OTHER CHARGE) | 1,507,747,918 | 376,936,980 | 621,111,568 | 621,111,568 | 41.2 | 164.8 |
| 3 | MIRADI YA MAENDELEO | 2,362,879,377 | 590,719,844 | 218,315,987 | 218,315,987 | 9.2 | 37.0 |
| JUMLA | | 3,938,132,295 | 984,533,074 | 847,918,355 | 847,917,555 | 21.5 | 86.1 |

II. MATUMIZI KWA FEDHA ZA SERIKALI KUU

| | | | | | | | |
|--------------|------------------------------------|-----------------------|-----------------------|-----------------------|-----------------------|------|------|
| 1 | MISHAHARA | 44,231,221,400 | 11,057,805,350 | 10,031,726,450 | 10,031,726,450 | 22.7 | 90.7 |
| 2 | MATUMIZI MENGINE (OTHER CHARGE) | 4,636,121,524 | 1,159,030,381 | 43,889,000 | 43,889,000 | 0.9 | 3.8 |
| 3 | MIRADI YA MAENDELEO | 14,035,438,183 | 3,508,859,546 | 334,248,645 | 334,248,645 | 2.4 | 9.5 |
| JUMLA | | 62,902,781,107 | 15,725,695,277 | 10,409,864,095 | 10,409,864,095 | 16.5 | 66.2 |



MLOWE A.M

KNY: MKURUGENZI

HALMASHAURI YA MANISPAA YA DODOMA

NAKALA: MBAO ZOTE ZA MATANGAZO KATIKA HALMASHAURI YA
MANISPAA YA DODOMA na Tovuti ya Halmashauri


MATUMIZI :
KWA KIPINDI CHA OCTOBA ,2016 HADI DISEMBA, 2016 (ROBO YA KWA PILI) HALMASHAURI IMETUMIA
KATIKA MAENEO MBALI MBALI KAMA ILIVYOIDHINISHWA KWA MCHANGANUO UFUATAO:-

I.MATUMIZI KWA FEDHA ZA NDANI

| NA. | CHANZO CHA MATUMIZI | MAKISIO YA MWAKA 2016/2017 | MAKISIO YA ROBO MWAKA | MATUMIZI HALISI YA MWAKA | MATUMIZI HALISI YA ROBO MWAKA | ASILIMIA YA MWAKA | ASILIMIA YA ROBO MWAKA |
|------------|---------------------------------|-----------------------------------|------------------------------|---------------------------------|--------------------------------------|--------------------------|-------------------------------|
| 1 | MISHAHARA | 67,505,000 | 16,876,250 | 22,754,050 | 14,263,250 | 33.7 | 84.5 |
| 2 | MATUMIZI MENGINE (OTHER CHARGE) | 1,507,747,918 | 376,936,980 | 1,201,927,130 | 580,815,562 | 79.7 | 154.1 |
| 3 | MIRADI YA MAENDELEO | 2,362,879,377 | 590,719,844 | 1,023,756,448 | 805,440,461 | 43.3 | 136.3 |
| | JUMLA | 3,938,132,295 | 984,533,074 | 2,248,437,628 | 1,400,519,273 | 57.1 | 142.3 |

III. MATUMIZI KWA FEDHA ZA SERIKALI KUU

| | | | | | | | |
|--------------|------------------------------------|-----------------------|-----------------------|-----------------------|-----------------------|-------------|-------------|
| 1 | MISHAHARA | 44,231,221,400 | 11,057,805,350 | 20,019,576,100 | 9,987,849,650 | 45.3 | 90.3 |
| 2 | MATUMIZI MENGINE (OTHER CHARGE) | 4,636,121,524 | 1,159,030,381 | 68,168,000 | 24,279,000 | 1.5 | 2.1 |
| 3 | MIRADI YA MAENDELEO | 14,035,438,183 | 3,508,859,546 | 1,509,773,745 | 1,175,525,100 | 10.8 | 33.5 |
| JUMLA | | 62,902,781,107 | 15,725,695,277 | 21,597,517,845 | 11,187,653,750 | 34.3 | 71.1 |



MLOWE A.M

KNY: MKURUGENZI

HALMASHAURI YA MANISPAA YA DODOMA

NAKALA: MBAO ZOTE ZA MATANGAZO KATIKA HALMASHAURI YA
MANISPAA YA DODOMA. na Tovuti ya Halmashauri

MATUMIZI :


**KWA KIPINDI CHA JANUARI,2017 HADI MACHI, 2017 (ROBO YA KWA TATU) HALMASHAURI IMETUMIA
KATIKA MAENEO MBALI MBALI KAMA ILIVYOIDHINISHWA KWA MCHANGANUO UFUATAO:-**

I.MATUMIZI KWA FEDHA ZA NDANI

| NA. | CHANZO CHA MATUMIZI | MAKISIO YA MWAKA 2016/2017 | MAKISIO YA ROBO MWAKA | MATUMIZI HALISI YA MWAKA | MATUMIZI HALISI YA ROBO MWAKA | ASILIMIA YA MWAKA | ASILIMIA YA ROBO MWAKA |
|------------|------------------------------------|---|--------------------------------------|---|--|----------------------------------|---|
| 1 | MISHAHARA | 67,505,000 | 16,876,250 | 31,244,850 | 8,490,800 | 46.3 | 50.3 |
| 2 | MATUMIZI MENGINE (OTHER CHARGE) | 1,507,747,918 | 376,936,980 | 1,836,009,937 | 634,082,807 | 121.8 | 168.2 |
| 3 | MIRADI YA MAENDELEO | 2,362,879,377 | 590,719,844 | 1,291,953,678 | 268,197,230 | 54.7 | 45.4 |
| | JUMLA | 3,938,132,295 | 984,533,074 | 3,159,208,465 | 910,770,837 | 80.2 | 92.5 |

I. MATUMIZI KWA FEDHA ZA SERIKALI KUU

| | | | | | | | |
|--------------|------------------------------------|-----------------------|-----------------------|-----------------------|-----------------------|-------------|-------------|
| 1 | MISHAHARA | 44,231,221,400 | 11,057,805,350 | 20,019,576,100 | 9,966,028,000 | 45.3 | 90.1 |
| 2 | MATUMIZI MENGINE (OTHER CHARGE) | 4,636,121,524 | 1,159,030,381 | 68,168,000 | 230,159,475 | 1.5 | 19.9 |
| 3 | MIRADI YA MAENDELEO | 14,035,438,183 | 3,508,859,546 | 3,807,746,956 | 2,297,973,211 | 27.1 | 65.5 |
| JUMLA | | 62,902,781,107 | 15,725,695,277 | 23,895,491,056 | 12,494,160,686 | 38.0 | 79.5 |



MLOWE A.M
KNY: MKURUGENZI
HALMASHAURI YA MANISPAA YA DODOMA

NAKALA: MBAO ZOTE ZA MATANGAZO KATIKA HALMASHAURI YA MANISPAA YA DODOMA na Tovuti ya Halmashauri